



BEACH RULES STANDING 2013 - 2016

**To be applied in all
World, International, National and League Competitions
from 1st December 2013**

*Approved by the
World ParaVolley Board of Directors*

PART 2 -

SECTION 3: DIAGRAMS

DIAGRAM 1: THE PLAYING AREA

Relevant Rules: 1, 22.1, 23.1, 24.1, 25.1, 26.1

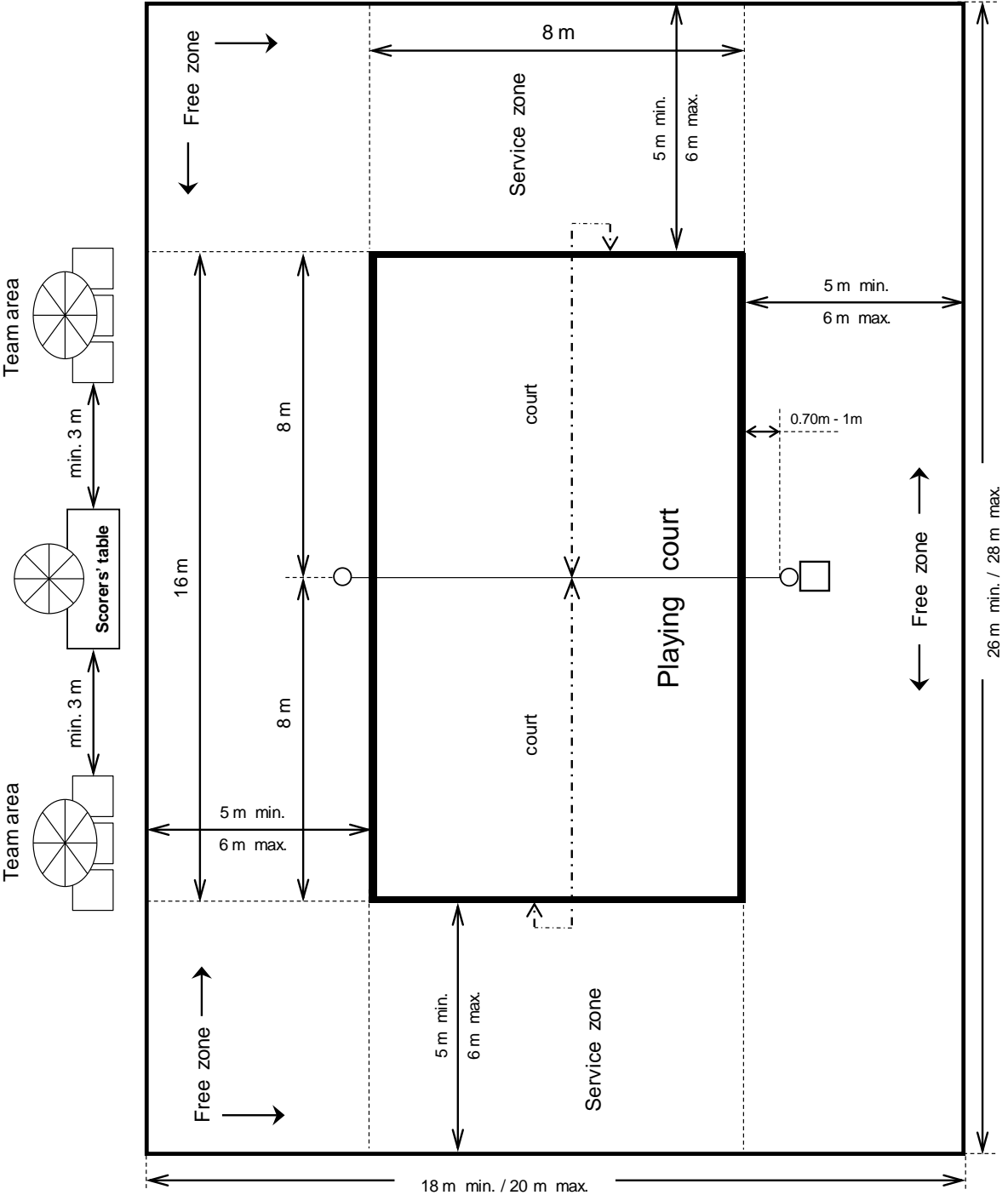


DIAGRAM 2: THE PLAYING COURT

Relevant Rules: 1.1, 1.3, 2.5

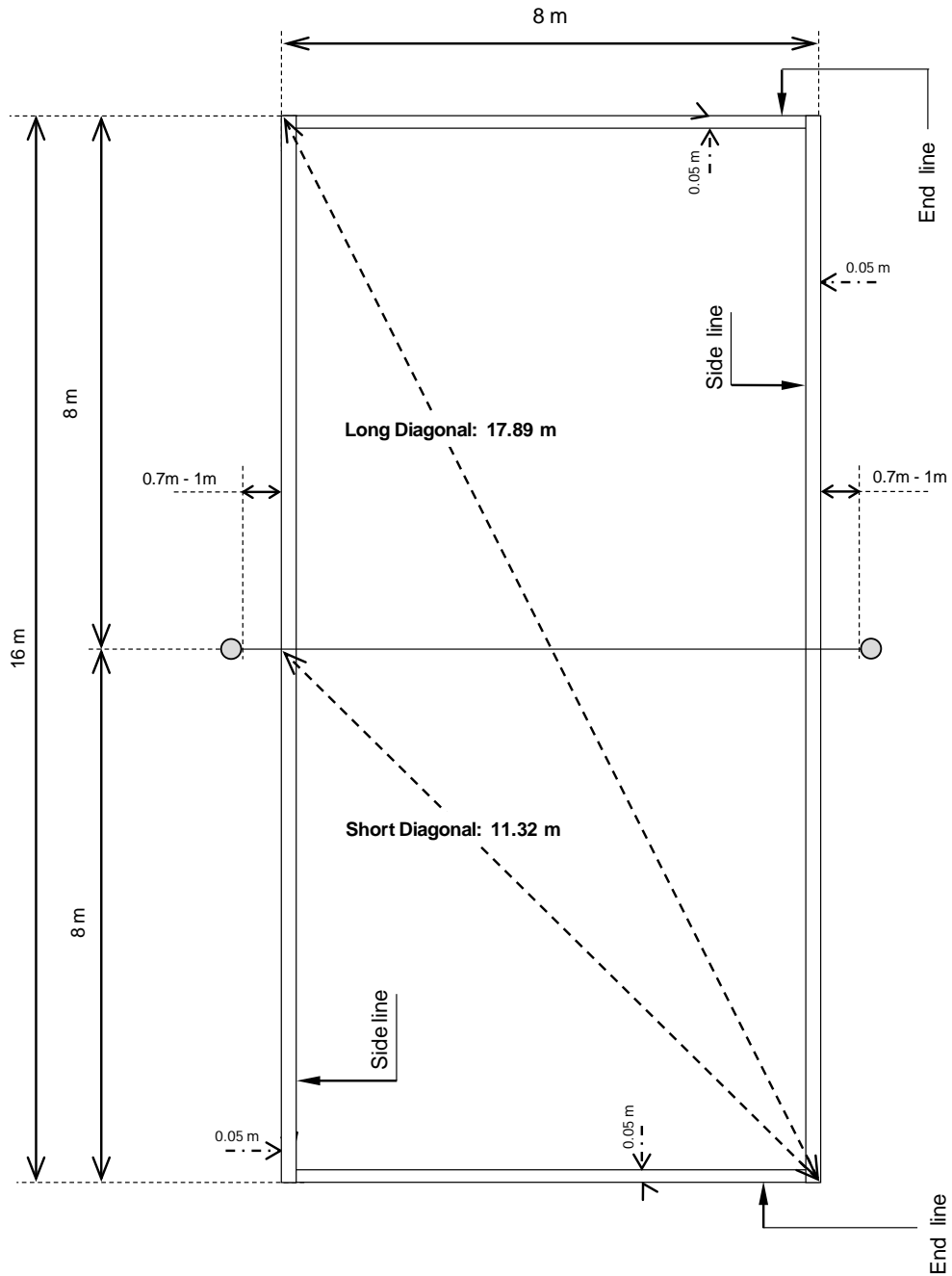
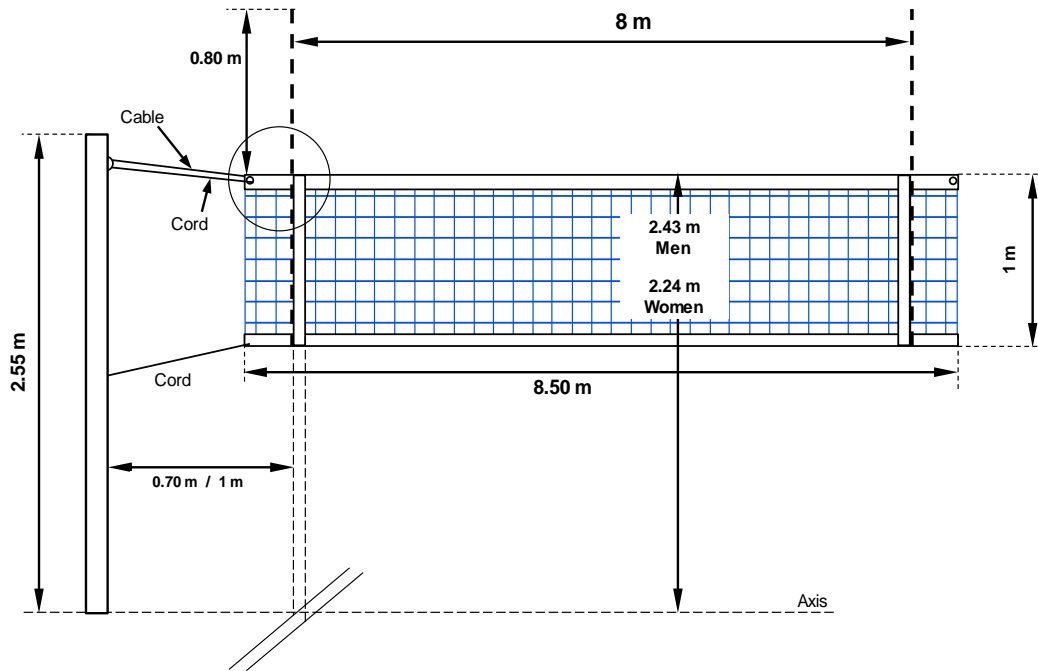


DIAGRAM 3: DESIGN OF THE NET

Relevant Rules: 2, 8.4.3



For WORLD PARAVOLLEY, World and Official Competitions, the net may be adjusted according to Rule 2.1

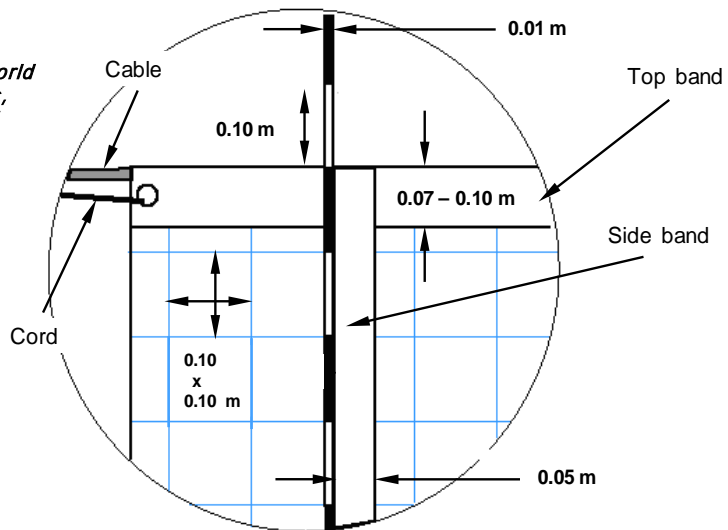
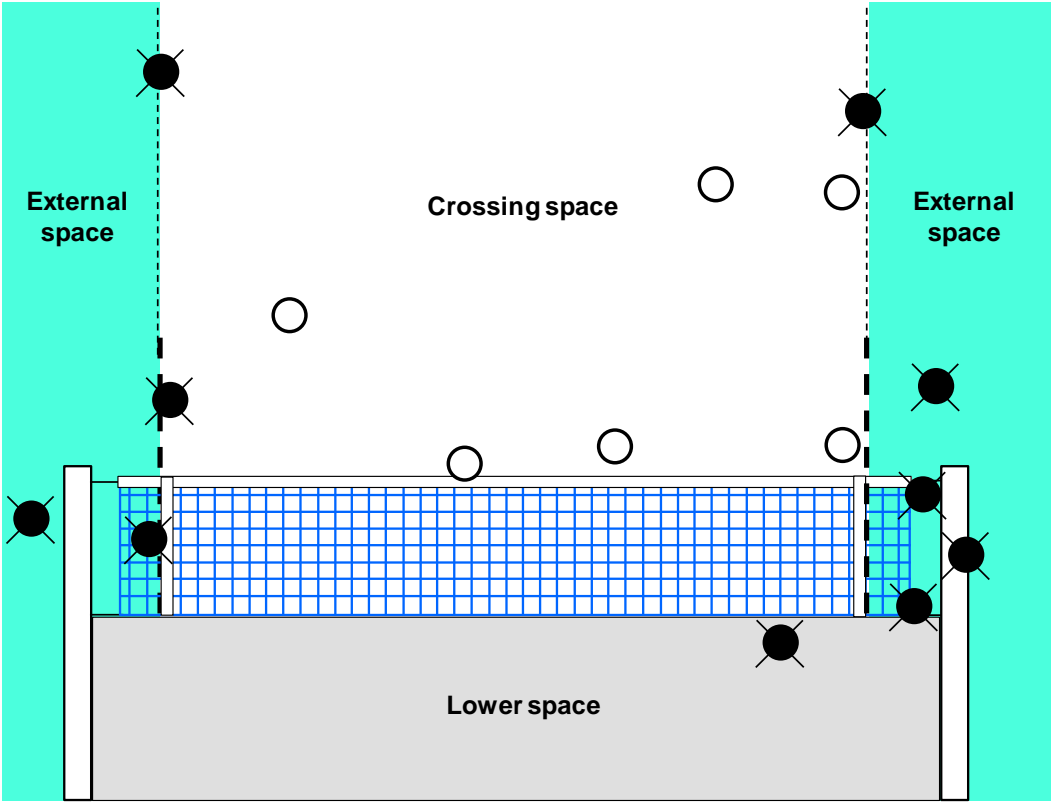


DIAGRAM 4a: BALL CROSSING THE VERTICAL PLANE OF THE NET TO THE OPPONENT COURT

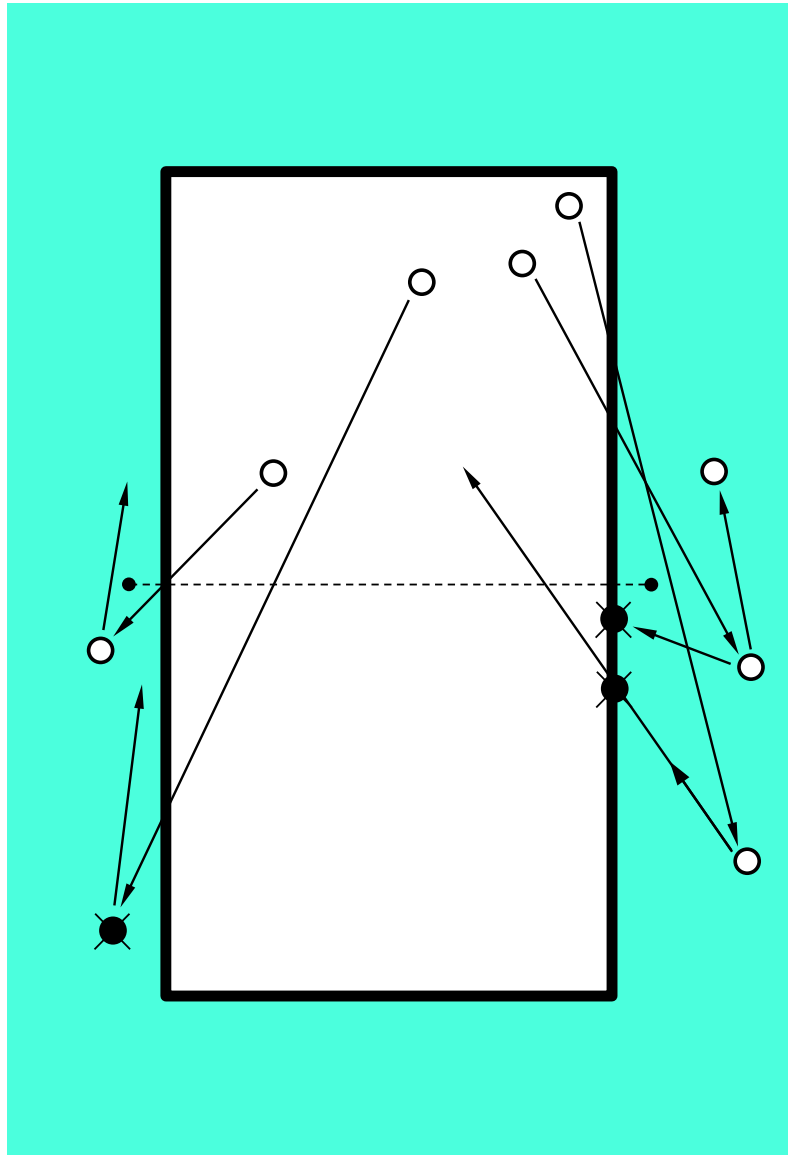
Relevant Rules: 8.4.3, 8.4.4, 8.4.5, 10.1.1, 23.3.2.4, 26.2.1.3, 26.2.1.7



- = Fault
- = Correct crossing

DIAGRAM 4b: BALL CROSSING THE VERTICAL PLANE OF THE NET TO THE OPPONENT FREE ZONE

Relevant Rules: 10.1.2, 10.1.2.1



⊗ = Fault

○ = Correct

DIAGRAM 5: SCREEN

Relevant Rules: 12.5.1, 12.5.2, 12.6.2.3, 22.3.2.3

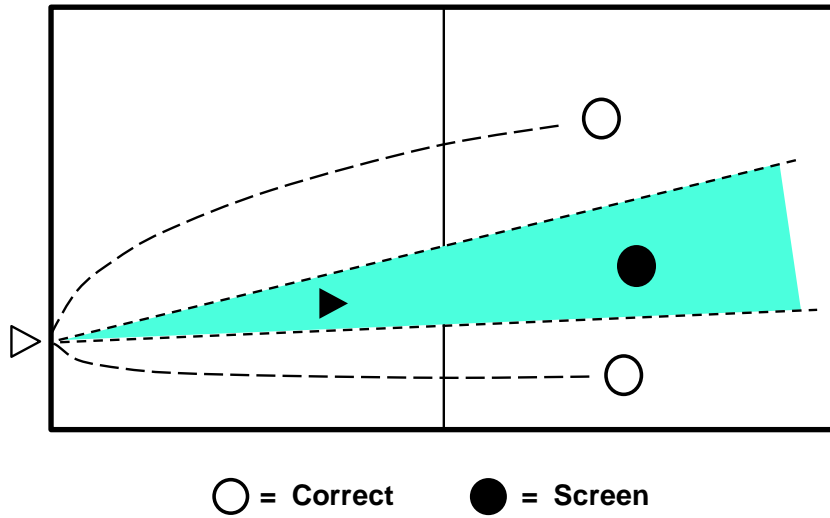


DIAGRAM 6: COMPLETED BLOCK

Relevant Rule: 14.1.3

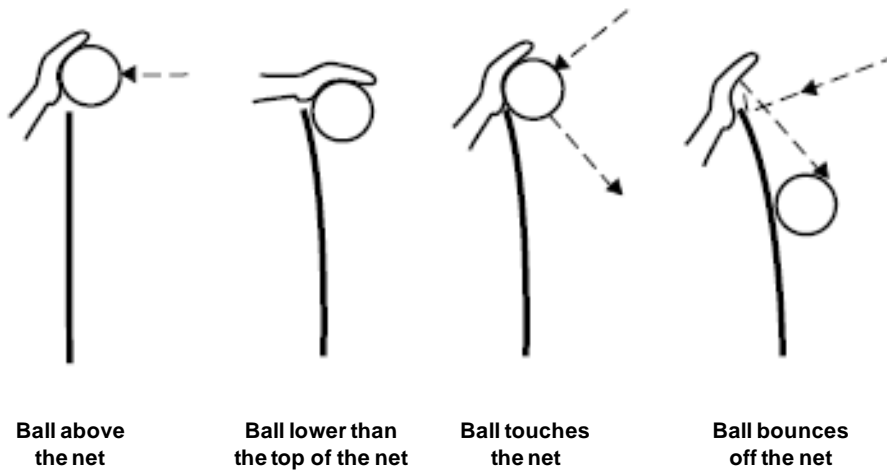


DIAGRAM 7: DETERRENTS AND SANCTIONS

7a: MISCONDUCT SANCTIONS SCALE

Relevant Rules: 20.3, 20.4, 20.5

CATEGORIES	OCCURRENCE	OFFENDER	SANCTION	CARDS	CONSEQUENCE
RUDE CONDUCT (same set)	First	Any member	Penalty	Red	A point and service to the opponent
	Second	Same member	Penalty	Red	A point and service to the opponent
	Third	Same member	Expulsion	Red+Yellow jointly	Team declared incomplete for the set
RUDE CONDUCT (new set)	First	Any member	Penalty	Red	A point and service to the opponent
OFFENSIVE CONDUCT	First	Any member	Expulsion	Red+Yellow jointly	Team declared incomplete for the set
	Second	Same member	Disqualification	Red+Yellow separately	Team declared incomplete for the match
AGGRESSION	First	Any member	Disqualification	Red+Yellow separately	Team declared incomplete for the match

7b: DELAY WARNING SYMBOLS AND SANCTIONS

Relevant Rules: 16.2.2, 16.2.3

CATEGORIES	OCCURRENCE	OFFENDER	DETERRENT or SANCTION	CARDS	CONSEQUENCE
DELAY	First	Any member of the team	Delay Warning	Hand signal No. 25 with Yellow card	Prevention – no penalty
	Second and subsequent	Any member of the team	Delay Penalty	Hand signal No. 25 with Red card	A point and service to the opponent

DIAGRAM 8: LOCATION OF REFEREEING CORPS AND THEIR ASSISTANTS

Relevant Rules: 3.3, 21.1, 22.1, 23.1, 24.1, 25.1, 26.1

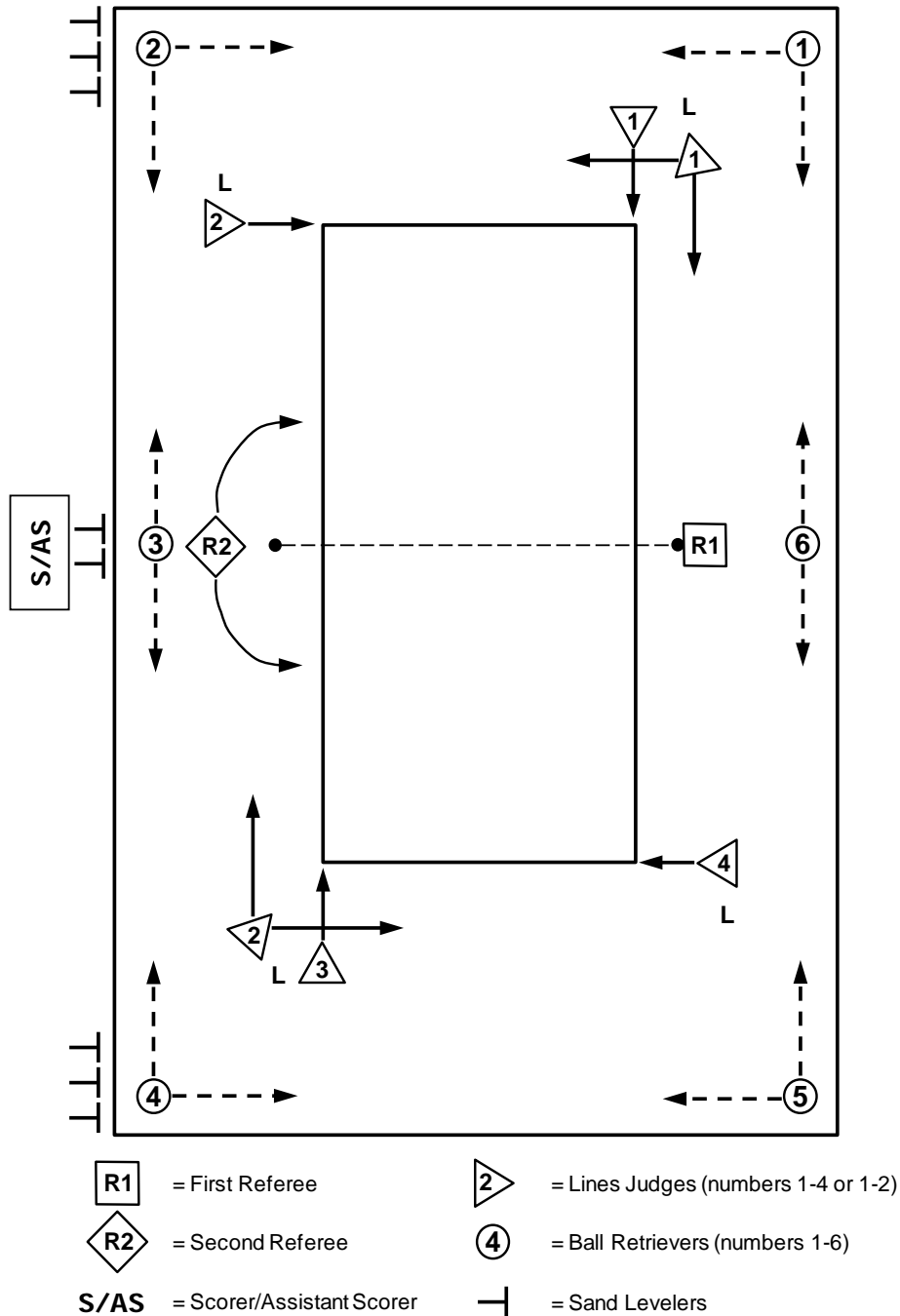


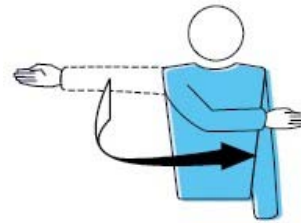
DIAGRAM 9: REFEREES' OFFICIAL HAND SIGNALS

1 AUTHORISATION TO SERVE

Relevant Rules: 12.3, 21.2.1.1

Move the hand to indicate direction of service

F



2 TEAM TO SERVE

Relevant Rules: 12.3, 21.2.3.1a, 21.2.3.2c,
21.2.3.3c

Extend the arm to the side of team that will serve

F S

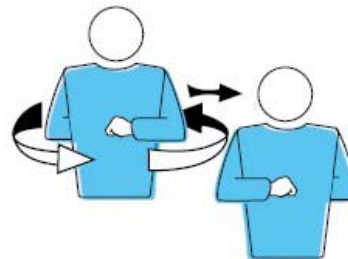


3 CHANGE OF COURTS

Relevant Rules: 18.2, 23.2.5

Raise the forearms front and back and
twist them around the body

F S

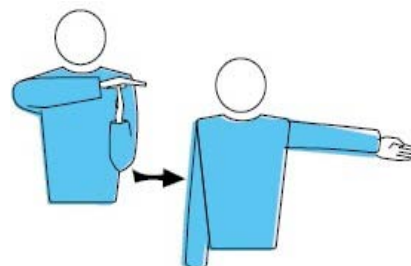


4 TIME-OUT

Relevant Rules: 15, 23.2.5

Place the palm of one hand over the
fingers of the other, held vertically
(forming a T) and then indicate the
requesting team

F S



5 MISCONDUCT WARNING

Relevant Rules: 20.1, 20.5

Show a yellow card for warning

F



6 MISCONDUCT PENALTY

Relevant Rules: 20.3.1, 20.5

Show a red card for penalty

F



7 EXPULSION

Relevant Rules: 20.3.2, 20.5

Show both cards jointly for expulsion

F

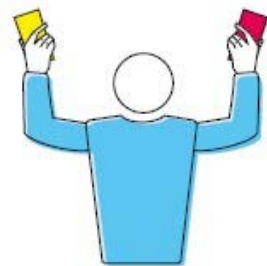


8 DISQUALIFICATION

Relevant Rules: 20.3.3, 20.5

Show red and yellow cards separately for disqualification

F



9 END OF SET (OR MATCH)

Relevant Rules: 6.2, 6.3

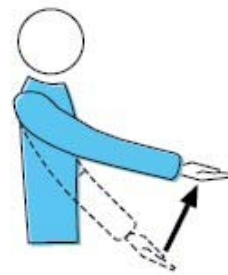
Cross the forearms in front of the chest, hands open



10 BALL NOT TOSSED OR RELEASED AT THE SERVICE HIT

Relevant Rule: 12.4.1

Lift the extended arm, the palm of the hand facing upwards



11 DELAY IN SERVICE

Relevant Rule: 12.4.4

Raise five fingers, spread open



12 BLOCKING FAULT OR SCREENING

Relevant Rules: 12.5, 14.5, 14.6.3

Raise both arms vertically, palms forward



▫ **13 ROTATIONAL FAULT**

Relevant Rules: 7.7.1, 12.6.1.1

Make a circular motion with the forefinger



14 BALL "IN"

Relevant Rules: 6.1.1.1, 8.3

Point the arm and fingers toward the floor



15 BALL "OUT"

Relevant Rules: 8.4.1, 8.4.2, 8.4.3, 8.4.4, 12.6.2.2, 13.2.2

Raise the forearms vertically, hands open, palms towards the body



16 CATCH

Relevant Rules: 6.1.2, 9.3.3, 22.3.2.3b

Slowly lift the forearm, palm of the hand facing upwards



17 DOUBLE CONTACT

Relevant Rules: 6.1.2, 9.1.1, 9.3.4, 22.3.2b

Raise two fingers, spread open



18 FOUR HITS

Relevant Rule: 9.3.1

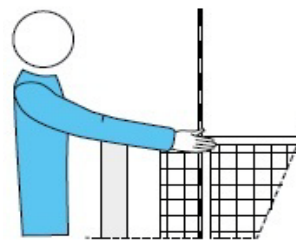
Raise four fingers, spread open



19 NET TOUCHED BY PLAYER or SERVED BALL FAILS TO PASS TO THE OPPONENT THROUGH CROSSING SPACE

Relevant Rule: 12.6.2.1

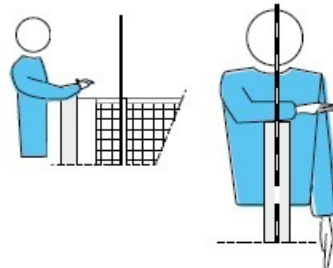
Indicate the relevant side of the net with the corresponding hand



20 REACHING BEYOND THE NET

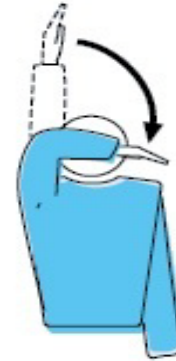
Relevant Rules: 11.4.1, 13.2.1

Place a hand above the net, palm facing downwards



21 ATTACK HIT FAULT

- by a player who completes an attack-hit using an open-handed finger action.
- by a player who completes an attack hit on the opponent's service, when the ball is entirely higher than the top of the net.
- by a player who completes an attack-hit using an overhand pass which has a trajectory not perpendicular to the line of the shoulders, except when he/she is attempting to set to his or her teammate.



Relevant Rules: 13.2.3, 13.2.4, 13.2.5

Make a downward motion with the forearm, hand open

F

22 INTERFERENCE DUE TO PENETRATION INTO THE OPPONENT'S COURT AND SPACE UNDER THE NET or BALL CROSSES COMPLETELY THE LOWER SPACE UNDER THE NET or THE SERVER TOUCHES THE COURT (THE END LINE INCLUDED) OR THE GROUND OUTSIDE THE SERVICE ZONE or UNLESS FOR THE SERVER, THE PLAYER STEPS OUTSIDE HIS/HER COURT AT THE MOMENT OF THE SERVICE HIT

Relevant Rules: 8.4.5, 11.2.1, 12.4.3, 23.3.2.1, 23.3.2.6

Point to the court under the net or to the respective line

F S



23 DOUBLE FAULT AND REPLAY

Relevant Rules: 6.1.2.2, 12.4.5

Raise both thumbs vertically



24 BALL TOUCHED

Relevant Rule: 14.6.4

Brush with the palm of one hand the fingers of the other, held vertically



25 DELAY WARNING / DELAY PENALTY

Relevant Rules: 15.5.5, 16.2.2, 16.2.3

Cover the wrist with a yellow card (warning)
or with a red card (penalty)

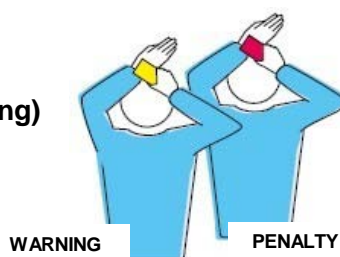


DIAGRAM 10: LINE JUDGES' OFFICIAL FLAG SIGNALS

1 BALL "IN"

Relevant Rules: 8.3, 26.2.1.1

L Point down with flag



2 BALL "OUT"

Relevant Rules: 8.4.1, 26.2.1.1

L Raise flag vertically



3 BALL TOUCHED

Relevant Rule: 26.2.1.2

L Raise flag and touch the top with the palm of the free hand



4 CROSSING SPACE FAULTS, BALL TOUCHED AN OUTSIDE OBJECT, OR FOOT FAULT BY ANY PLAYER DURING SERVICE

Relevant Rules: 8.4.2, 8.4.3, 8.4.4, 12.4.3, 26.2.1.4, 26.2.1.5, 26.2.1.6, 26.2.1.7

L Wave flag over the head and point to the antenna or the respective line



5 JUDGEMENT IMPOSSIBLE

Raise and cross both arms and hands in front of the chest

L

